





1. Have you attended one or more CIC SIG teleseminars? [these are free teleconference calls - you only pay for the phone call]			Response Percent	Response Count
Yes			13.6%	40
No			86.4%	255
			<i>answered question</i>	295
			<i>skipped question</i>	1

2. Have you ever attempted to attend one of these teleseminars but couldn't get through on the call?			Response Percent	Response Count
Yes			2.5%	7
No			97.5%	269
			<i>answered question</i>	276
			<i>skipped question</i>	20



3. If you did attend a CIC SIG teleseminar, how satisfied were you with the teleseminar?			Response Percent	Response Count
Very satisfied			18.3%	11
Satisfied			48.3%	29
Neutral			33.3%	20
Unsatisfied			0.0%	0
Very unsatisfied			0.0%	0
			<i>answered question</i>	60
			<i>skipped question</i>	236

4. Have you ever attended a CIC SIG sponsored Web seminar (Webinar)? [these are live presentations given online, accompanied by slides]			
		Response Percent	Response Count
Yes		18.4%	53
No		81.6%	235
		answered question	288
		skipped question	8







5. If you have attended a CIC SIG Webinar, how valuable was the Webinar information for you?			
		Response Percent	Response Count
Very valuable		17.9%	12
Valuable		47.8%	32
Neutral		31.3%	21
Invaluable		3.0%	2
Very invaluable		0.0%	0
		answered question	67
		skipped question	229


6. What is your opinion of the price of the Webinars offered by the CIC SIG? [member price for the last Webinar was \$45]			
		Response Percent	Response Count
Too expensive		28.8%	62
A bit high, but okay if I like the subject		42.8%	92
Okay		27.9%	60
Could be a little higher		0.5%	1
		answered question	215
		skipped question	81

7. Are you aware that recordings of the CIC SIG Webinars are available on the CIC SIG website?			Response Percent	Response Count
Yes			25.3%	72
No			74.7%	213
			<i>answered question</i>	285
			<i>skipped question</i>	11






8. Would you be interested in purchasing the recorded version, including the slide presentation, for any of the CIC SIG Webinar topics?			Response Percent	Response Count
Yes			50.6%	117
No			49.4%	114
			<i>answered question</i>	231
			<i>skipped question</i>	65

9. What topic would you like to see in a future CIC SIG Webinar? [answer limited to 60 characters]		Response Count
		50
		<i>answered question</i>
		50
		<i>skipped question</i>
		246



10. How valuable do you find the CIC SIG discussion list?			
		Response Percent	Response Count
Extremely valuable		13.7%	37
Very valuable		14.8%	40
Valuable		18.8%	51
Somewhat valuable		17.7%	48
Not valuable		2.2%	6
Don't use the discussion list		32.8%	89
		<i>answered question</i>	271
		<i>skipped question</i>	25

11. How satisfied are you with the technical support you receive for the discussion list?			
		Response Percent	Response Count
Very satisfied		7.2%	18
Satisfied		15.3%	38
Unsatisfied		1.2%	3
Very unsatisfied		0.0%	0
No problems, have never requested support		44.2%	110
Don't use the discussion list		32.1%	80
		<i>answered question</i>	249
		<i>skipped question</i>	47








12. Where do you live?

		Response Percent	Response Count
Australia/New Zealand		1.4%	4
Canada		9.8%	28
India		0.0%	0
United Kingdom		1.0%	3
United States		86.4%	248
Other (please specify)		1.4%	4
		<i>answered question</i>	287
		<i>skipped question</i>	9

13. Are you a member of the CIC SIG?

		Response Percent	Response Count
Yes		94.9%	260
No		5.1%	14
		<i>answered question</i>	274
		<i>skipped question</i>	22

14. Please select the area in which you do most of your work." [even if you work in multiple areas, please select the area in which you work most often]

		Response Percent	Response Count
Marketing/Copy Editing/Technical Sales		13.4%	38
Help/User Docs		25.7%	73
Proposals/Grants		2.8%	8
eLearning/Instructional Design		6.7%	19
Indexes/Glossaries		0.0%	0
Technical Manuals		26.4%	75
Programming/Software Development		4.2%	12
Other		20.8%	59
		<i>answered question</i>	284
		<i>skipped question</i>	12