







2008 Membership Survey

Illustrators and Visual Designers SIG

Any comments before you begin?

1. Thanks for doing this for us.
2. Why am I not receiving information I can use to develop skills?
3. I joined this SIG because of my personal interest in illustration and visual design, but I do not focus on this as my career in information development.
4. I and VD is the quietest SIG I've ever belonged to.
5. I joined STC on February 29, 2008. I have been trying to find contact information to this SIG and the Emerging Technologies SIG for months. This is the first contact I've had; hence, I'm a little disappointed considering that I paid to join these two SIG's. There must be a web site for starters.
6. I've been a member of this SIG for 5+ years and I believe this is the first time I've ever had any contact with another member.
7. I just joined the STC and this SIG.
8. na
9. Glad you are doing this. It will give us all a better idea of our SIG's resources.
10. how to's on Cs3 would be great
11. I was pleasantly surprised to see an e-mail from the Illustrators & Designers SIG. :-)
12. I feel like I've been paying for something that hasn't given me much return on my investment. I hope to actually see something for my money sooner rather than later!

What Do You Do and In What You Are Interested?

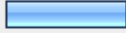



3. How would you describe yourself?			
		Response Percent	Response Count
Technical illustration professional		26.0%	20
Visual design professional		13.0%	10
Graphic design professional		16.9%	13
Web design professional		11.7%	9
Technical communicator with good visual design knowledge or skills		58.4%	45
Technical communicator that is interested in our field or needs to learn more in this area		31.2%	24
		answered question	77
		skipped question	1






4. How would you describe your employment?			
		Response Percent	Response Count
Consultant		19.5%	15
Employee		75.3%	58
Owner		6.5%	5
Educator		6.5%	5
Unemployed		2.6%	2
		answered question	77
		skipped question	1







5. What type of work do you do and what areas are you interested in? Rank the following groups with respect to the work you do and your interest in. For example, mark your first group in importance in the 8 column, your second most important in the 7 column, and so on. A group that is not marked by you will be given a value of 1.







	8	7	6	5	4	3	2	1	Response Count
Technical Writing, Information Design, Information Architecture	56.6% (43)	13.2% (10)	7.9% (6)	5.3% (4)	5.3% (4)	2.6% (2)	2.6% (2)	6.6% (5)	76
Technical Illustration, CAD	21.6% (16)	13.5% (10)	12.2% (9)	8.1% (6)	6.8% (5)	12.2% (9)	8.1% (6)	18.9% (14)	74
Multimedia, Video, Audio, Motion Design	7.0% (5)	7.0% (5)	14.1% (10)	8.5% (6)	11.3% (8)	12.7% (9)	18.3% (13)	23.9% (17)	71
Web Design, Interface Design	20.0% (14)	20.0% (14)	15.7% (11)	8.6% (6)	4.3% (3)	8.6% (6)	14.3% (10)	11.4% (8)	70
Graphic Design, Illustration, Art, Logo Design	26.8% (19)	32.4% (23)	12.7% (9)	15.5% (11)	5.6% (4)	4.2% (3)	1.4% (1)	1.4% (1)	71
Business Graphics	8.6% (6)	12.9% (9)	5.7% (4)	8.6% (6)	21.4% (15)	12.9% (9)	12.9% (9)	17.1% (12)	70
Desktop Publishing, Publishing, Typography	24.3% (18)	16.2% (12)	16.2% (12)	13.5% (10)	13.5% (10)	8.1% (6)	5.4% (4)	4.1% (3)	74
Instructional Design, Presentations	10.8% (8)	14.9% (11)	8.1% (6)	20.3% (15)	10.8% (8)	9.5% (7)	18.9% (14)	6.8% (5)	74
	<i>answered question</i>								76
	<i>skipped question</i>								2





You and STC





6. How long (cumulatively) have you been an STC member?			
		Response Percent	Response Count
1-2 years		33.8%	25
3-5 years		29.7%	22
6-10 years		20.3%	15
over 10 years		16.2%	12
		<i>answered question</i>	74
		<i>skipped question</i>	4

7. What type of STC membership do you currently have? (Membership types can be found at http://www.stc.org/membership/duesTiersInfo.asp)			
		Response Percent	Response Count
Classic Membership		73.7%	56
e-Membership		14.5%	11
Student Membership		6.6%	5
Retired Membership		0.0%	0
Super SIG Membership		2.6%	2
I don't know		2.6%	2
		<i>answered question</i>	76
		<i>skipped question</i>	2

8. Why do you belong to our SIG?			
		Response Percent	Response Count
To learn about this SIG topic		71.1%	54
To network		26.3%	20
To contribute		10.5%	8
To get access to services		21.1%	16
Because I'm curious		28.9%	22
Because someone asked me to		0.0%	0
Because it's applicable to my position		52.6%	40
		<i>answered question</i>	76
		<i>skipped question</i>	2

9. How many SIGs do you belong to?			
		Response Percent	Response Count
1		26.3%	20
2		44.7%	34
3		15.8%	12
4		3.9%	3
5		2.6%	2
More than 5		6.6%	5
		<i>answered question</i>	76
		<i>skipped question</i>	2

10. How many chapters do you belong to?			
		Response Percent	Response Count
1		90.5%	67
2		6.8%	5
3		1.4%	1
4		0.0%	0
5		0.0%	0
More than 5		1.4%	1
<i>answered question</i>			74
<i>skipped question</i>			4



11. Do you attend the STC Annual Conference?			
		Response Percent	Response Count
Often		6.6%	5
Sometimes		17.1%	13
Rarely		18.4%	14
Never have		57.9%	44
<i>answered question</i>			76
<i>skipped question</i>			2




12. Are you volunteering for STC this year (since June 30), or have you volunteered in the past? Select all that apply.			
	Currently	Previously	Response Count
For a Society SIG	42.9% (3)	71.4% (5)	7
At the Society level other than a SIG	28.6% (2)	85.7% (6)	7
For an STC chapter	34.8% (8)	78.3% (18)	23
I have never volunteered for STC	97.7% (42)	55.8% (24)	43
	<i>answered question</i>		66
	<i>skipped question</i>		12

13. Do you want to volunteer for our SIG?			
		Response Percent	Response Count
I want to volunteer for our SIG	<input type="checkbox"/>	5.3%	4
I do not want to volunteer for our SIG	<input type="checkbox"/>	30.3%	23
I don't know if I want to volunteer for our SIG	<input type="checkbox"/>	64.5%	49
	<i>answered question</i>		76
	<i>skipped question</i>		2



Our SIG's Future





14. What should we call ourselves? (Note: Changing the name of our SIG can only be done through the process described in the Society bylaws. This is simply an interest question.)						
	5	4	3	2	1	Response Count
Illustrators and Visual Designers SIG	44.4% (24)	27.8% (15)	9.3% (5)	3.7% (2)	16.7% (9)	54
Illustrators and Visual Information Designers SIG (VIVD)	37.0% (17)	21.7% (10)	23.9% (11)	13.0% (6)	4.3% (2)	46
Visual Design SIG	26.7% (12)	13.3% (6)	31.1% (14)	15.6% (7)	15.6% (7)	45
Split the SIG: Illustrators SIG, Visual Designers SIG	11.8% (2)	11.8% (2)	11.8% (2)	23.5% (4)	41.2% (7)	17
Multimedia SIG	9.5% (2)	19.0% (4)	19.0% (4)	14.3% (3)	38.1% (8)	21
Graphic and Web Design SIG	12.0% (3)	24.0% (6)	28.0% (7)	20.0% (5)	16.0% (4)	25
Communicating Visually SIG	24.1% (7)	13.8% (4)	17.2% (5)	20.7% (6)	24.1% (7)	29
All Things Visual SIG	20.0% (4)	10.0% (2)	15.0% (3)	15.0% (3)	45.0% (9)	20
Picture This SIG	0.0% (0)	5.0% (1)	15.0% (3)	30.0% (6)	50.0% (10)	20
Design for the Eye SIG	5.0% (1)	10.0% (2)	10.0% (2)	20.0% (4)	55.0% (11)	20
Visual Communication SIG	52.0% (26)	20.0% (10)	8.0% (4)	8.0% (4)	14.0% (7)	50
Psychedelic Butterfly SIG	0.0% (0)	5.3% (1)	15.8% (3)	0.0% (0)	78.9% (15)	19
	<i>answered question</i>					71
	<i>skipped question</i>					7






15. Do you think the SIG should be split into two or more SIGs specialized in their particular areas?			
		Response Percent	Response Count
Yes		7.2%	5
No		92.8%	64
<i>answered question</i>			69
<i>skipped question</i>			9

16. If you answered yes to the previous question, would you help organize or run a more specialized SIG?			
		Response Percent	Response Count
Yes		37.5%	3
No		62.5%	5
If YES, provide your name and e-mail address.			3
<i>answered question</i>			8
<i>skipped question</i>			70

Demographics – Personal

17. What is your gender?			
		Response Percent	Response Count
Female		48.6%	35
Male		51.4%	37

18. Where do you live?			
		Response Percent	Response Count
USA		81.1%	60
Canada		14.9%	11
Africa		0.0%	0
Asia		1.4%	1
Australia		0.0%	0
Europe		2.7%	2
North America other than USA and Canada		0.0%	0
South America		0.0%	0

19. What is your age?			
		Response Percent	Response Count
under 30		16.2%	12
30s		17.6%	13
40s		29.7%	22
50s		33.8%	25
older		2.7%	2
	answered question		74
	skipped question		4

20. What level of education have you achieved?			
		Response Percent	Response Count
High School	<input type="checkbox"/>	9.6%	7
Bachelor's degree	<input checked="" type="checkbox"/>	39.7%	29
Post-graduate credits	<input type="checkbox"/>	15.1%	11
Multiple bachelor's degree	<input type="checkbox"/>	2.7%	2
Master's degree	<input checked="" type="checkbox"/>	23.3%	17
Multiple Master's degree	<input type="checkbox"/>	0.0%	0
PhD	<input type="checkbox"/>	9.6%	7
answered question			73
skipped question			5

21. Rank the value to you from our SIG of the following items:						
	Very important	Somewhat important	Doesn't matter much	Matters not at all	N/A	Response Count
Community	20.6% (14)	54.4% (37)	19.1% (13)	4.4% (3)	1.5% (1)	68
Networking	33.8% (23)	48.5% (33)	13.2% (9)	2.9% (2)	1.5% (1)	68
Education/information	74.6% (53)	22.5% (16)	0.0% (0)	2.8% (2)	0.0% (0)	71
Discussion list	35.4% (23)	40.0% (26)	15.4% (10)	9.2% (6)	0.0% (0)	65
Website	25.8% (17)	56.1% (37)	13.6% (9)	4.5% (3)	0.0% (0)	66
Resume (image enhancement)	9.4% (6)	35.9% (23)	25.0% (16)	26.6% (17)	3.1% (2)	64
Job opportunities	30.0% (21)	40.0% (28)	18.6% (13)	10.0% (7)	1.4% (1)	70
Business contacts/publicity of your services	13.2% (9)	36.8% (25)	30.9% (21)	14.7% (10)	4.4% (3)	68
	answered question					71
	skipped question					7